

**Dr. Seuss**  
Makes Reading  
FUN!


HarperCollinsChildren'sBooks  
presents

GO GREEN with

# The LORAX




WORLD EARTH DAY 'END PLASTIC POLLUTION' ACTIVITIES



Key Stage 1

## Introduction



This year, **World Earth Day** (22nd April 2018), is all about telling people to end plastic pollution. The way people make and later get rid of plastic items is bad for the environment. Lots of plastic items are made from petroleum which is believed to contribute towards climate change. Many companies are trying to find ways to make 'clean' energy and this will mean that less plastic can be made. When plastic items are thrown away, they cannot be broken down by the bacteria that breaks up most waste. Some plastic items can be recycled but many cannot. These thrown away plastic items end up in land fill sites and even in the ocean.

The Lorax is the original eco warrior and his message still rings loud today, in this fable about the dangers of destroying our forests, told in the trademark rhyme of the irrepressible Dr. Seuss.

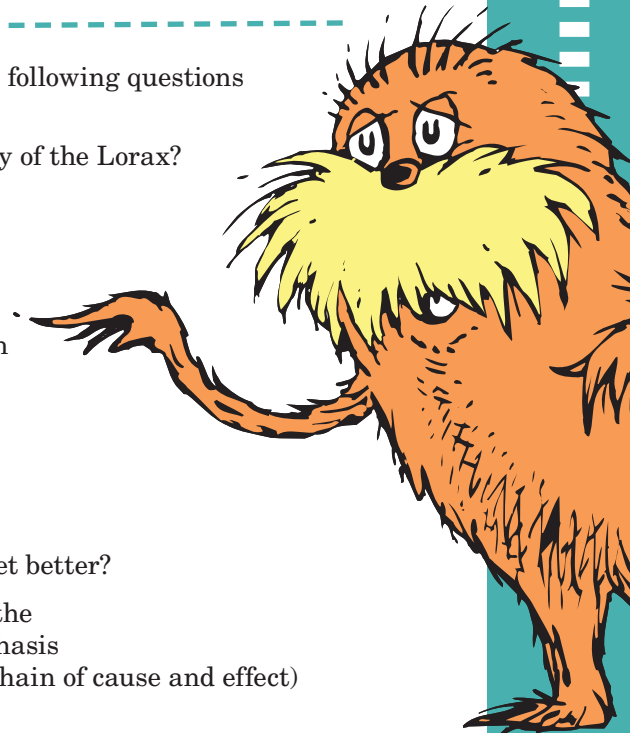
### Read and explore themes

**Task 1:** Read *The Lorax* at least once to the class and use the following questions to explore the book and its themes.

- What did the boy need to give the Once-ler to tell the story of the Lorax?
- What did the town used to look like?
- Why did the Once-ler like the Truffula Trees?
- What did the Once-ler make?
- Why was the Lorax upset about the Once-ler cutting down the Truffula Trees?
- Why did the Once-ler tell all his family to come?
- What happened when it all went wrong?
- How did the pond become ruined?
- What did the Once-ler say must happen to make things get better?

Turn back through the story as children answer and discuss the questions to show the relevant sections. You may have to emphasis aspects such as the order of events in the story (showing the chain of cause and effect) and make notes on the board.

Tell the children that we have similar problems that happen in the real world. Explain that some people are worried that plastic is not a good material to use because it can harm the environment to produce and it doesn't break down when thrown away. Explain that it is not a straightforward issue because we use plastic for a lot of items in our daily lives, so scientists and manufacturers will need to continue to find suitable alternative materials. Also mention that there are different types of plastic – some types can be recycled and some can't. Whilst raising awareness of the issue try to be factual but not to cause alarm or distress.



**Dr. Seuss**  
Makes Reading  
FUN!

HarperCollinsChildren'sBooks  
presents

GO GREEN with


# The LORAX



WORLD EARTH DAY 'END PLASTIC POLLUTION' ACTIVITIES

## Materials exploration (a)

**Task 2:** Work with a partner. Your challenge is to draw items that are in your classroom, write down what they are made from and why you think this is a good material to use. See if you and your partner can list more things than other children in your class.

Draw item	Material it is made from	Why this was a good material to use
<p><b>Example:</b></p>  <p><b>Water bottle</b></p>	It is made from plastic.	The water doesn't leak out and it is not heavy to carry.

**Dr. Seuss**  
Makes Reading  
FUN!

HarperCollinsChildren'sBooks  
presents


GO GREEN with

# The LORAX



WORLD EARTH DAY 'END PLASTIC POLLUTION' ACTIVITIES

## Materials exploration (b)




**Dr. Seuss**  
Makes Reading  
FUN!

HarperCollinsChildren'sBooks  
presents

GO GREEN with

# The LORAX



WORLD EARTH DAY 'END PLASTIC POLLUTION' ACTIVITIES

## Design a water bottle



**Task 3:** Imagine that the Once-ler now wants to make and sell water bottles and he has asked for your help. He would like you to design a new water bottle but there has been a ban on using plastic. It must be made from a different material! Fill in the planning grid with your design information.

How the bottle will look:	Words to describe the bottle:
<b>What the bottle will be made from and my reasons why:</b>	

**Dr. Seuss**  
Makes Reading  
FUN!

HarperCollinsChildren'sBooks  
presents

GO GREEN with

# The LORAX



WORLD EARTH DAY 'END PLASTIC POLLUTION' ACTIVITIES



## End Plastic Pollution poster (a)

**Task 4:** Design a poster that will tell people how they can help the environment by using less plastic.

**Ideas to include:**

- A catchy title or slogan
- Lots of bright colours
- Pictures

You could suggest that people don't use plastic carrier bags when they go shopping or that they buy toys that are wooden.



**Dr. Seuss**  
Makes Reading  
FUN!

HarperCollinsChildren'sBooks  
presents

GO GREEN with

# The LORAX



WORLD EARTH DAY 'END PLASTIC POLLUTION' ACTIVITIES

## End Plastic Pollution poster (b)

Design your poster here

Dr. Seuss  
Makes Reading  
FUN!

HarperCollinsChildren'sBooks  
presents

GO GREEN with

# The LORAX



WORLD EARTH DAY 'END PLASTIC POLLUTION' ACTIVITIES


## The Lorax Word Search

Task 5: Can you find these 10 words in the word search?

D	G	L	A	S	S	E	M
P	R	O	T	E	C	T	E
L	O	R	A	X	W	W	T
A	H	K	F	C	O	A	A
S	L	I	M	J	O	S	L
T	H	N	E	E	D	T	B
I	G	A	P	A	P	E	R
C	O	N	C	E	L	E	R

PLASTIC  
LORAX  
THNEED  
PROTECT  
WOOD

GLASS  
METAL  
ONCELER  
WASTE  
PAPER



**Dr. Seuss**  
Makes Reading  
FUN!

HarperCollinsChildren'sBooks  
presents

GO GREEN with

# The LORAX



WORLD EARTH DAY 'END PLASTIC POLLUTION' ACTIVITIES

## National Curriculum Links (a)

**Task 1:** Read and explore themes

### Reading - Comprehension

Pupils should be taught to:

**Develop pleasure in reading, motivation to read, vocabulary and understanding by:**

- listening to, discussing and expressing views about a wide range of contemporary and classic poetry, stories and non-fiction at a level beyond that at which they can read independently
- discussing the sequence of events in books and how items of information are related
- becoming increasingly familiar with and retelling a wider range of stories, fairy stories and traditional tales
- recognising simple recurring literary language in stories and poetry
- discussing and clarifying the meanings of words, linking new meanings to known vocabulary
- discussing their favourite words and phrases

**Understand both the books that they can already read accurately and fluently and those that they listen to by:**

- drawing on what they already know or on background information and vocabulary provided by the teacher
- checking that the text makes sense to them as they read and correcting inaccurate reading
- making inferences on the basis of what is being said and done
- answering and asking questions
- predicting what might happen on the basis of what has been read so far
- participate in discussion about books, poems and other works that are read to them and those that they can read for themselves, taking turns and listening to what others say
- explain and discuss their understanding of books, poems and other material, both those that they listen to and those that they read for themselves





**Dr. Seuss**  
Makes Reading  
FUN!

HarperCollinsChildren'sBooks  
presents

GO GREEN with

# The LORAX



WORLD EARTH DAY 'END PLASTIC POLLUTION' ACTIVITIES

## National Curriculum Links (b)

**Task 2:** Materials exploration

\*links with KS1 Science

### Reading - Comprehension

Pupils should be taught to:

**Understand both the books that they can already read accurately and fluently and those that they listen to by:**

- drawing on what they already know or on background information and vocabulary provided by the teacher
- checking that the text makes sense to them as they read and correct inaccurate reading
- answering and asking questions
- participate in discussion about books, poems and other works that are read to them and those that they can read for themselves, taking turns and listening to what others say

**Task 3:** Design a water bottle

\*links with KS1 Science

### Writing - Composition

Pupils should be taught to:

**Develop positive attitudes towards and stamina for writing by:**

- writing for different purposes

**Consider what they are going to write before beginning by:**

- planning or saying out loud what they are going to write about
- writing down ideas and/or key words, including new vocabulary



**Dr. Seuss**  
Makes Reading  
FUN!

HarperCollinsChildren'sBooks  
presents

GO GREEN with

# The LORAX



WORLD EARTH DAY 'END PLASTIC POLLUTION' ACTIVITIES

## National Curriculum Links (c)

**Task 4:** End plastic pollution poster

### Writing - composition

Pupils should be taught to:

**Develop positive attitudes towards and stamina for writing by:**

- writing for different purposes

**Consider what they are going to write before beginning by:**

- planning or saying out loud what they are going to write about
- writing down ideas and/or key words, including new vocabulary

**Task 5:** The Lorax Word Search

### Reading - comprehension

Pupils should be taught to:

**Develop pleasure in reading, motivation to read, vocabulary and understanding by:**

- discussing and clarifying the meanings of words, linking new meanings to known vocabulary
- discussing their favourite words and phrases



**Dr. Seuss**  
Makes Reading  
FUN!

HarperCollinsChildren'sBooks  
presents

GO GREEN with


# The LORAX



WORLD EARTH DAY 'END PLASTIC POLLUTION' ACTIVITIES

Lower Key Stage 2

## Introduction



This year, World Earth Day (22nd April 2018), is all about telling people to end plastic pollution. The way people make and later get rid of plastic items is bad for the environment. Lots of plastic items are made from petroleum which is believed to contribute towards climate change. Many companies are trying to find ways to make 'clean' energy and this will mean that less plastic can be made. When plastic items are thrown away they cannot be broken down by the bacteria that breaks up most waste. Some plastic items can be recycled but many cannot. These thrown away plastic items end up in land fill sites and even in the ocean.

The Lorax is a story about the devastating effects caused by over-production, greed and destruction. It delivers a serious message in Dr. Seuss's classic child-friendly, humorous style and therefore makes it perfect as the route to access the 'End Plastic Pollution' theme.

### Read and explore themes

**Task 1:** Read The Lorax at least once to the class and use the following questions to explore the book and its themes. You could discuss ideas as a class or in smaller groups. You could allocate two or three questions to each small group and ask them to present the findings of their discussion back to the whole class.

- What was the story about?
- Who was the Lorax?
- Who was the Once-ler?
- What was the Lorax trying to do?
- What was the Once-ler trying to do?
- Why did the Lorax and the Once-ler have different opinions?
- Why did the Once-ler keep making more and more Thneeds?
- What happened when all the trees had been cut down?
- What message is the author trying to give us through this story?
- Why does the Once-ler give the boy a seed at the end of the story?



Turn back through the story as children answer and discuss the questions to show the relevant sections. You may have to emphasis aspects such as the order of events in the story (showing the chain of cause and effect) and make notes on the board.

Tell the children that we have similar problems that happen in the real world. Explain that some people are worried that plastic is not a good material to use because it can harm the environment to produce and it doesn't break down when thrown away. Explain that it is not a straightforward issue because we use plastic for a lot of items in our daily lives so scientists and manufacturers will need to continue to find alternative materials that are suitable. Also mention that there are different types of plastic – some types can be recycled and some can't. Whilst raising awareness of the issue, try to be factual but not to cause alarm or distress.

Dr. Seuss  
Makes Reading  
FUN!

HarperCollinsChildren'sBooks  
presents

GO GREEN with

# The LORAX



WORLD EARTH DAY 'END PLASTIC POLLUTION' ACTIVITIES



## Cloze



**Task 2:** Use words from the word box to fill in the missing words in the passage below.

### Word Box

recyclable • shopping • lightweight • eat • wood • family • made  
break down • useful • cardboard • rubbish • plastic • jellyfish • fabric

P \_\_\_\_\_ is causing a big problem!

We use things m\_\_\_\_\_ from plastic all the time. Look around you and you are likely to spot something that is made from plastic.

Plastic is a u\_\_\_\_\_ material because it is strong, long-lasting and l\_\_\_\_\_.

However, only some types of plastic are r\_\_\_\_\_. Many items made from plastic do not b\_\_\_\_\_ d\_\_\_\_\_ when they are thrown away.

Sadly, lots of plastic r\_\_\_\_\_ gets into the sea. Sea turtles think that plastic bags in the sea look like their favourite food – j\_\_\_\_\_. They try to e\_\_\_\_\_ the plastic and it chokes them.

We can help to end plastic pollution by trying to use things that are made from other materials instead, such as: w\_\_\_\_\_, c\_\_\_\_\_ and f\_\_\_\_\_.

A simple thing your f\_\_\_\_\_ can do straightaway is to take reusable fabric bags when you go s\_\_\_\_\_ instead of using plastic carrier bags.



**Dr. Seuss**  
Makes Reading  
FUN!

HarperCollinsChildren'sBooks  
presents

GO GREEN with

# The LORAX



WORLD EARTH DAY 'END PLASTIC POLLUTION' ACTIVITIES

## Comic strip story (a)



**Task 3:** Retell the story of the Lorax using a comic strip style. Think about what happened at the beginning, in the middle and at the end, then think about extra details that you want to include. Draw the pictures first then add some speech bubbles, captions or short sentences to tell the story.



**Dr. Seuss**  
Makes Reading  
FUN!

HarperCollinsChildren'sBooks  
presents


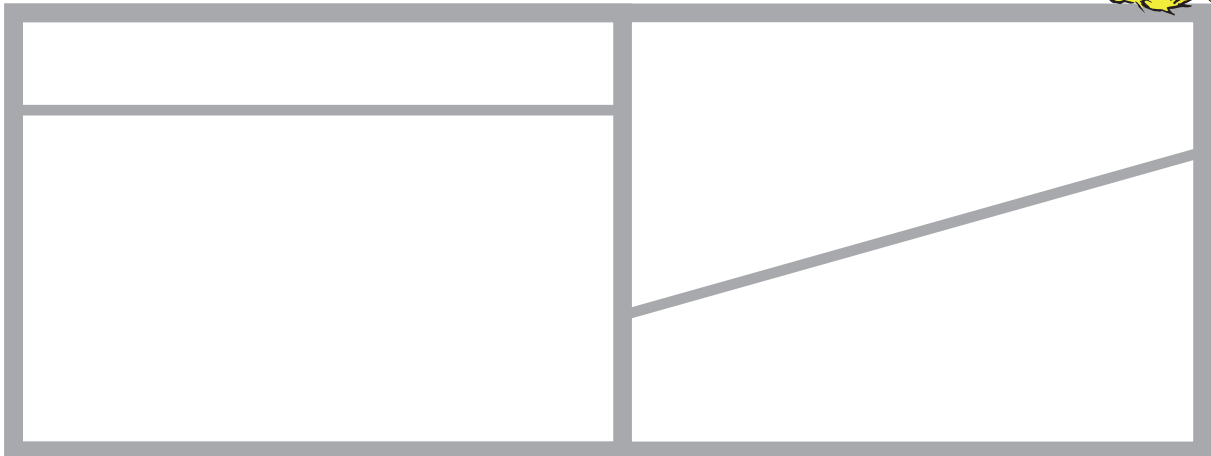

GO GREEN with

# The LORAX



WORLD EARTH DAY 'END PLASTIC POLLUTION' ACTIVITIES

## Comic strip story (b)



**Dr. Seuss**  
Makes Reading  
FUN!


HarperCollinsChildren'sBooks  
presents

GO GREEN with

# The LORAX



WORLD EARTH DAY 'END PLASTIC POLLUTION' ACTIVITIES




## Design a Leaflet



**Task 4:** Design a leaflet that tells people how they can help to end plastic pollution.

**Ideas to include:**

- A catchy slogan or message like in *The Lorax*, – 'Unless someone like you cares a whole awful lot, nothing is going to get better. It's not.'
- Think about what alternative products people can use instead of plastic. For example, 'Use a fabric shopping bag instead of a plastic one.'
- Pictures to show people the damage plastic can do. For example, the smog caused by the plastic factories.



Dr. Seuss  
Makes Reading  
FUN!

HarperCollinsChildren'sBooks  
presents

GO GREEN with


# The LORAX



WORLD EARTH DAY 'END PLASTIC POLLUTION' ACTIVITIES

## The Lorax Word Search

Task 5: Can you find these 14 words in the word search?



PLASTIC  
FABRIC  
WASTE  
REUSE  
LORAX

METAL  
THNEED  
PROTECT  
ONCELER  
RECYCLE

GLASS  
TRUFFULA  
WOOD  
POLLUTION





**Dr. Seuss**  
Makes Reading  
FUN!

HarperCollinsChildren'sBooks  
presents

GO GREEN with

# The LORAX



WORLD EARTH DAY 'END PLASTIC POLLUTION' ACTIVITIES

## National Curriculum Links (a)

**Task 1:** Read and explore themes

### Reading - comprehension

Pupils should be taught to:

**Develop positive attitudes to reading and understanding of what they read by:**

- listening to and discussing a wide range of fiction, poetry, plays, non-fiction and reference books or textbooks
- reading books that are structured in different ways and reading for a range of purposes
- identifying themes and conventions in a wide range of books

**Understand what they read, in books they can read independently, by:**

- checking the text makes sense to them, discussing their understanding and explaining the meaning of words in context
- asking questions to improve their understanding of a text
- drawing inferences such as inferring characters' feelings, thoughts and motives from their actions, and justifying inferences with evidence
- identifying main ideas drawn from more than one paragraph and summarizing these
- participate in discussion about both books that are read to them and those they can read for themselves, taking turns and listening to what others say

**Task 2:** Cloze

**Understand what they read, in books they can read independently, by:**

- checking the text makes sense to them, discussing their understanding and explaining the meaning of words in context
- asking questions to improve their understanding of a text
- participate in discussion about both books that are read to them and those they can read for themselves, taking turns and listening to what others say

**Task 3:** Comic strip story

### Writing - composition

Pupils should be taught to:

**Plan their writing by:**

- discussing and recording ideas

**Draft and write by:**

- composing and rehearsing sentences orally (including dialogue), progressively building a varied and rich vocabulary and an increasing range of sentence structures
- organizing paragraphs around a theme in narratives, creating settings, characters and plot



**Dr. Seuss**  
Makes Reading  
FUN!

HarperCollinsChildren'sBooks  
presents

GO GREEN with

# The LORAX



WORLD EARTH DAY 'END PLASTIC POLLUTION' ACTIVITIES

## National Curriculum Links (b)

### Task 4: Leaflet

Understand what they read, in books they can read independently, by:

- checking the text makes sense to them, discussing their understanding and explaining the meaning of words in context
- asking questions to improve their understanding of a text
- identifying main ideas drawn from more than one paragraph and summarizing these
- participate in discussion about both books that are read to them and those they can read for themselves, taking turns and listening to what others say

## Writing - composition


Pupils should be taught to:

**Plan their writing by:**

- discussing and recording ideas

**Draft and write by:**

- composing and rehearsing sentences orally (including dialogue), progressively building a varied and rich vocabulary and an increasing range of sentence structures
- organizing paragraphs around a theme



### Task 5: The Lorax Word Search

## Reading - word reading

Pupils should be taught to:

- apply their growing knowledge of root words, prefixes and suffixes (etymology and morphology) as listed in English Appendix 1, both to read aloud and to understand the meaning of new words they meet
- read further exception words, noting the unusual correspondences between spelling and sound, and where these occur in the word

**Dr. Seuss**  
Makes Reading  
FUN!


HarperCollinsChildren'sBooks  
presents

GO GREEN with

# The LORAX



WORLD EARTH DAY 'END PLASTIC POLLUTION' ACTIVITIES



## Upper Key Stage 2 Introduction



This year, World Earth Day (22nd April 2018), encourages the theme of raising awareness of plastic pollution. The production and disposal of oil-based plastic items has a negative impact on the environment. Many plastic items are made from petroleum which is believed to contribute towards climate change. Lots of companies are exploring ways to produce 'clean' energy and this will mean a reduction in plastic production. When plastic items are thrown away they cannot be disintegrated by the bacteria that breaks up most waste. Some plastic items can be recycled but many cannot. These discarded plastic items end up in land fill sites and even in the ocean.

The Lorax is a story about the devastating effects caused by over-production, greed and destruction. It delivers a serious message in Dr. Seuss's classic child-friendly, humorous style and therefore makes it perfect as the route to access the 'End Plastic Pollution' theme.

### Read and explore themes

**Task 1:** Read The Lorax at least once to the class and use the following questions to explore the book and its themes. You could discuss ideas as a class or in smaller groups. You could allocate two or three questions to each small group and ask them to present the findings of their discussion back to the whole class.

- Who is narrating the story? Is it the same person throughout?
- What is the effect of the opening part of the story – where the Once-ler is hidden away and must be paid to tell his secretive story?
- How does the Once-ler describe the way the town used to look?
- How does the Once-ler describe the Truffula Trees?
- How did the problem start?
- Why did the trees need to be cut down?
- What did the Lorax say and do to try and stop the Once-ler?
- Why didn't the Once-ler listen to the Lorax?
- What happened to the Bar-ba-loots?
- Why did the Swomee-Swans leave?
- What happened in the end?
- What was the relevance of the word 'UNLESS'?
- How does the story end with the theme of hope?



**Dr. Seuss**  
Makes Reading  
FUN!

HarperCollinsChildren'sBooks  
presents

GO GREEN with

# The LORAX



WORLD EARTH DAY 'END PLASTIC POLLUTION' ACTIVITIES

## What do we use plastic for?

**Task 2:** The Lorax believed that everybody needed a Thneed. Do we need things made from plastic? Think about all the things we use every day that are made from plastic.

Work with a partner or in a small group and see which group can create the biggest list.

**(Hint: Think about your daily life, from brushing your teeth with a plastic toothbrush in the morning, to pressing a plastic button to switch off your light at night.)**

1.	21.	41.
2.	22.	42.
3.	23.	43.
4.	24.	44.
5.	25.	45.
6.	26.	46.
7.	27.	47.
8.	28.	48.
9.	29.	49.
10.	30.	50.
11.	31.	51.
12.	32.	52.
13.	33.	53.
14.	34.	54.
15.	35.	55.
16.	36.	56.
17.	37.	57.
18.	38.	58.
19.	39.	59.
20.	40.	60.

Think about it! How many of these items could be made from an alternative material?

**Dr. Seuss**  
Makes Reading  
FUN!

HarperCollinsChildren'sBooks  
presents

GO GREEN with


# The LORAX



WORLD EARTH DAY 'END PLASTIC POLLUTION' ACTIVITIES



## Should all plastic be banned?



**Task 3:** Did you know that sea turtles are dying from trying to eat plastic debris in the ocean? One of the main food sources for turtles is jellyfish. Turtles are mistaking plastic debris for food. There are so many negative consequences resulting from the production and use of plastics that some people suggest that plastic should be banned. Do you think this is a good idea? How would we manage without plastic? Work with a partner or small group to research and think about all the reasons for and against a ban on plastic. Then decide on your opinion and give your ultimate reason.

Reasons that plastic should be banned	Reasons that plastic should not be banned
✓	✗
✓	✗
✓	✗
✓	✗
✓	✗

Our conclusion:

Blank space for writing the conclusion.

**Dr. Seuss**  
Makes Reading  
FUN!


HarperCollinsChildren'sBooks  
presents

GO GREEN with


# The LORAX



WORLD EARTH DAY 'END PLASTIC POLLUTION' ACTIVITIES



## Design a reusable shopping bag



**Task 4:** Many shops have taken action to try and reduce people's use of plastic carrier bags. Customers can pay a small charge if they wish to have a regular carrier bag but this does not address the problems involving the way those bags are made, nor the fact that they will not deteriorate when disposed of. Many customers are simply happy to pay the charge. Most shops offer a slightly more expensive but much thicker carrier bag with the aim that customers would keep these as 'bags for life' (meaning that they do not need to dispose of them as often as the regular bags). Some shops have tried to introduce carrier bags that are made from a special type of plastic that is biodegradable (it will deteriorate when disposed of), but these bags are not very strong. Some shops also sell fabric or canvas bags that customers can keep and use for a very long time. These bags can be made attractive with colourful designs or be printed with important messages. Imagine a shop has asked you to design them a reusable fabric bag. It needs to be as appealing as possible to encourage customers to buy and use it.

**Design your bag here:**

**Dr. Seuss**  
Makes Reading  
FUN!


HarperCollinsChildren'sBooks  
presents

GO GREEN with

# The LORAX



WORLD EARTH DAY 'END PLASTIC POLLUTION' ACTIVITIES



## TV Advert (a)



**Task 5:** Work with a partner or small group. Imagine Lorax TV has asked you to create an advert to persuade people to 'End Plastic Pollution'. Plan the advert using the boxes below. Then rehearse your advert, ready to make a short video that your class will watch.

**IMPORTANT MESSAGES TO  
INCLUDE IN THE ADVERT:**

**STORYLINE IDEAS:**

**CHARACTERS NEEDED:**

--	--	--

**Dr. Seuss**  
Makes Reading  
FUN!

HarperCollinsChildren'sBooks  
presents

GO GREEN with

# The LORAX



WORLD EARTH DAY 'END PLASTIC POLLUTION' ACTIVITIES



## TV Advert (b)



**STORYBOARD PLAN:  
WHAT WILL HAPPEN IN THE  
BEGINNING?**

**STORYBOARD PLAN:  
WHAT WILL HAPPEN  
IN THE MIDDLE?**

**STORYBOARD PLAN:  
WHAT WILL HAPPEN  
AT THE END?**



**Dr. Seuss**  
Makes Reading  
FUN!

HarperCollinsChildren'sBooks  
presents

GO GREEN with

# The LORAX



WORLD EARTH DAY 'END PLASTIC POLLUTION' ACTIVITIES



## TV Advert (c)



HOW WILL THE ADVERT  
MAKE VIEWERS FEEL?

MEMORABLE SLOGAN OR  
MELODY?

SCRIPT NOTES:

--	--	--

**Dr. Seuss**  
Makes Reading  
FUN!

HarperCollinsChildren'sBooks  
presents

GO GREEN with

# The LORAX



WORLD EARTH DAY 'END PLASTIC POLLUTION' ACTIVITIES



## The Lorax Word Search

Task 5: Can you find these 19 words in the word search?

G	L	U	P	P	I	T	Y	G	L	U	P	P	S
D	P	E	A	M	D	R	E	U	S	E	H	L	W
E	R	M	P	E	L	U	Y	K	M	X	U	A	O
C	O	Z	E	T	W	F	C	V	D	K	M	S	M
O	T	L	R	A	E	F	G	C	U	J	M	T	E
M	E	P	O	L	L	U	T	I	O	N	I	I	E
P	C	W	X	D	F	L	O	R	A	X	N	C	S
O	T	O	Q	R	P	A	G	H	O	B	G	I	W
S	W	O	M	E	E	S	W	A	N	S	F	K	A
E	A	D	O	C	R	F	A	S	C	A	I	B	N
N	S	F	C	Y	T	H	N	E	E	D	S	T	S
A	T	P	Z	C	E	Q	G	T	L	U	H	J	V
M	E	N	G	L	A	S	S	R	E	S	I	W	H
Y	O	B	H	E	M	A	T	E	R	I	A	L	S

PLASTIC  
MATERIALS  
GLUPPITY GLUPP  
POLLUTION  
GLASS

HUMMING FISH  
DECOMPOSE  
WOOD  
THNEED  
RECYCLE

PAPER  
SWOMEES SWANS  
REUSE  
METAL  
ONCELER

WASTE  
TRUFFULA  
LORAX  
PROTECT



**Dr. Seuss**  
Makes Reading  
FUN!

HarperCollinsChildren'sBooks  
presents

GO GREEN with

# The LORAX



WORLD EARTH DAY 'END PLASTIC POLLUTION' ACTIVITIES

## National Curriculum Links (a)

**Task 1:** Read and explore themes

### Reading - comprehension

Pupils should be taught to:

**Maintain positive attitudes to reading and understanding of what they read by:**

- Continuing to read and discuss an increasingly wide range of fiction, poetry, plays, non-fiction and reference books or text books
- Reading books that are structured in different ways and reading for a range of purposes
- Identifying and discussing themes and conventions in and across a wide range of writing

**Understand what they read by:**


- Asking questions to improve their understanding
- Drawing inferences such as inferring characters' feelings, thought and motives from their actions, and justifying inferences with evidence
- Summarising the main ideas drawn from more than one paragraph, identifying key details that support the main ideas
- Identifying how language, structure and presentation contribute to meaning
- Discuss and evaluate how authors use language, including figurative language, considering the impact on the reader

**Task 2:** What do we use plastic for?

### Reading - comprehension

Pupils should be taught to:

- Participate in discussions about books that are read to them and those they can read for themselves, building on their own and others' ideas and challenging views courteously
- Explain and discuss their understanding of what they have read, including through formal presentations and debates, maintaining a focus on the topic and using notes where necessary
- Provide reasoned justifications for their views



**Dr. Seuss**  
Makes Reading  
FUN!

HarperCollinsChildren'sBooks  
presents

GO GREEN with

# The LORAX



WORLD EARTH DAY 'END PLASTIC POLLUTION' ACTIVITIES

## National Curriculum Links (b)

**Task 3:** Should all plastic be banned?

### Reading - comprehension

Pupils should be taught to:

- Participate in discussions about books that are read to them and those they can read for themselves, building on their own and others' ideas and challenging views courteously
- Explain and discuss their understanding of what they have read, including through formal presentations and debates, maintaining a focus on the topic and using notes where necessary
- Provide reasoned justifications for their views

**Task 4:** Design a reusable shopping bag

### Reading - comprehension

Pupils should be taught to:

- Participate in discussions about books that are read to them and those they can read for themselves, building on their own and others' ideas and challenging views courteously
- Explain and discuss their understanding of what they have read, including through formal presentations and debates, maintaining a focus on the topic and using notes where necessary
- Provide reasoned justifications for their views

**Task 5:** TV advert

### Reading - comprehension

Pupils should be taught to:

- Participate in discussions about books that are read to them and those they can read for themselves, building on their own and others' ideas and challenging views courteously
- Explain and discuss their understanding of what they have read, including through formal presentations and debates, maintaining a focus on the topic and using notes where necessary
- Provide reasoned justifications for their views

**Task 6:** The Lorax Word Search

### Reading - word reading

Pupils should be taught to:

- Apply their growing knowledge of root words, prefixes and suffixes (morphology and etymology), both to read aloud and to understand the meaning of new words that they meet

